

ALPHA®


TOOLING FOR STONE WORKING MACHINERY



*Providing Better Solutions to
the Professional*

**VERSION
08/2025**

www.alpha-tools.com



W E L C O M E

Alpha Professional Tools® was founded in 1986 and has become a leading manufacturer of quality tools for professionals in the natural/engineered stone, porcelain, ceramic, glass, construction and hardscape industries. Alpha® provides the best products for cutting, drilling, shaping and polishing all types of materials.

In addition to providing the best products in the industry, Alpha Professional Tools® offers a variety of services to support their products.

COMPANY CONTACT INFORMATION:

HEADQUARTERS &

TRAINING CENTER:

HOURS OF OPERATION (EST):

TELEPHONE NO:

TOLL-FREE NO:

FAX NO:

TOLL FREE FAX NO:

16 PARK DR STE 9

FRANKLIN, NJ 07416

8:30 A.M. - 5:00 P.M.

201-337-3343

800-648-7229

201-337-2216

800-286-0114

E-MAIL ORDERS TO:ORDERDESK@ALPHA-TOOLS.COMTOOLDESK@ALPHA-TOOLS.COM**CONTACT US:**WWW.ALPHA-TOOLS.COMINFO@ALPHA-TOOLS.COM**FOLLOW US:****SALES CONTACTS BY TERRITORY – SALES@ALPHA-TOOLS.COM**

CANADA 519-546-9861

CARIBBEAN 201-337-3343

INTERNATIONAL 201-337-3343

MIDWEST 630-849-7105

NORTHEAST 973-600-7765

OHIO VALLEY 440-364-3759

PACIFIC 800-648-7229

SOUTH 480-848-6808

SOUTHEAST 678-977-1147

WEST 925-428-1292

NATIONAL SALES MANAGERS

HARDSCAPE DIVISION 973-830-7681

STONE/TILE DIVISION 201-644-2263

SAFETY WARNING: ALWAYS WEAR EYE AND RESPIRATORY PROTECTION AS WELL AS PROPER PERSONAL SAFETY EQUIPMENT WHEN USING OUR PRODUCTS. COMPLY WITH ANSI B7.1 AND OSHA REQUIREMENTS.

ALPHA® SILENCER III HIGH-PERFORMANCE
BRIDGE SAW BLADES COMES WITH
VALUE-ADDED SERVICE...

FREE Re-Tipping Service
for life of the blade

- ✓ A Technician should pre-qualify the blade before shipping back to save cost on shipping
- ✓ Service has a 72-hour Turn-Around
- ✓ Blade is redressed and tested to assure that the blade's cutting ability is 100%
- ✓ Watch a "Blade Re-tipping Service" video for qualifying information



Scan to view video

REPAIRED



REPAIRABLE



UNREPAIRABLE



Spindle RPM for Recommended Peripheral Speed by m/sec. for Alpha® Silencer III Blades

	P series & D series	E series
Blade Diameter	Sintered Slab / Porcelain (32 - 45 m/sec.)**	Eng. Stone/Quartz Surface (32 - 35 m/sec.)
12" (300mm)	2000 ~ 2900	2000 ~ 2200
14" (350mm)	1700 ~ 2500	1700 ~ 1900
16" (400mm)	1500 ~ 2200	1500 ~ 1700
18" (450mm)	1400 ~ 1900	1400 ~ 1500
20" (500mm)	1200 ~ 1700	1200 ~ 1300

**** If variable speed control is available, Alpha® recommends using the higher end of the range for better results.**

	50G series	39G series	37G series	KKQ series
Blade Diameter	Soft Granite (Class 1-3) (32 - 35 m/sec.)	General Purpose Granite (32 - 45 m/sec.)	Hard Granite Class (4+5) (26 - 30 m/sec.)	Quartzite* (25 - 28 m/sec.)
12" (300mm)	2000 ~ 2200	1800 ~ 2000	1700 ~ 1900	1600 ~ 1800
14" (350mm)	1700 ~ 1900	1600 ~ 1800	1400 ~ 1600	1400 ~ 1500
16" (400mm)	1500 ~ 1700	1400 ~ 1600	1200 ~ 1400	1200 ~ 1300
18" (450mm)	1400 ~ 1500	1300 ~ 1400	1100 ~ 1300	1100 ~ 1200
20" (500mm)	1200 ~ 1300	1100 ~ 1200	1000 ~ 1100	1000 ~ 1100

*** If variable speed control is available, Alpha® recommends using the lower end of the range for better results.**

Blade Diameter	White Crystalline Marble (50 - 55 m/sec.)	Colored Marble (45 - 50 m/sec.)	Travertine (45 - 60 m/sec.)	Sandstone (50 - 60 m/sec.)
12" (300mm)	3200 ~ 3500	2900 ~ 3200	2900 ~ 3800	3200 ~ 3800
14" (350mm)	2700 ~ 3000	2500 ~ 2700	2500 ~ 3300	2700 ~ 3300
16" (400mm)	2400 ~ 2600	2200 ~ 2400	2200 ~ 2900	2400 ~ 2900
18" (450mm)	2100 ~ 2300	1900 ~ 2100	1900 ~ 2500	2100 ~ 2500
20" (500mm)	1900 ~ 2100	1700 ~ 1900	1700 ~ 2300	1900 ~ 2300

Optimum Linear Traverse Speed
(Speed Per Minute)

Slab Thickness	1/2" (12mm)		3/4" (20mm)		1-1/4" (30mm)	
Material	Straight	Miter	Straight	Miter	Straight	Miter
Sintered Slab/Porcelain	66" (1.7m)	33" (0.85m)	40" (1.0m)	20" (0.5m)	25" (0.7m)	12.5" (0.35m)
Crystallized Glass	66" (1.7m)	33" (0.85m)	40" (1.0m)	20" (0.5m)	25" (0.7m)	12.5" (0.35m)
Soft Granite (Class 1-3)	164" (4.2m)	82" (2.1m)	100" (2.5m)	50" (1.25m)	66" (1.7m)	33" (0.85m)
Hard Granite (Class 4+5)	100" (2.5m)	50" (1.25m)	60" (0.75m)	30" (0.38m)	40" (1.0m)	20" (0.50m)
Quartzite	70" (1.8m)	35" (0.9m)	40" (1.0m)	20" (0.5m)	26" (0.66m)	13" (0.33m)
Eng. Stone/Quartz Surface	200" (5.0m)	100" (2.5m)	120" (3.0m)	60" (1.5m)	80" (2.0m)	40" (1.0m)
White Crystalline Marble	820" (21.0m)	410" (10.5m)	500" (12.5m)	250" (6.25m)		
Colored Marble	660" (16.5m)	330" (6.3m)	400" (10.0m)	200" (5.0m)		

SILENCER CORE ADAPTERS


PART NO.	ARBORS
ADP6001	Adapter 60mm to 1"
ADP6030	Adapter 60mm to 30mm
ADP6035	Adapter 60mm to 35mm
ADP6045	Adapter 60mm to 45mm
ADP6050	Adapter 60mm to 50mm
ADP6125	Adapter 60mm to 1-1/4"
ADP9050	Adapter 90mm to 50mm

CUTTING

Premium Blades for Precised Chip-Free Cutting and Longer Life

SILENCER RZ




SILENCER RZ

CREATES A RAZOR SHARP MITER EDGE



- Specialty Bridge Saw/Rail Saw Blade Designed For Sintered Slab, Porcelain And Glass Panel Where The Best Quality Finish Is Required
- Fast, Quiet And Chip-Free Cutting By Resin Bonded Continuous Rim Diamond Layer
- Available In 12" And 16" Diameter With 60mm Arbor And Comes With 50mm Adapter.
- Only Available From Alpha®



PART NO.	SIZE	THICKNESS	MAX RPM	ARBOR(S)	RECOMMENDED FOR
SLW1439G	14"	3.2mm	4,365	60mm, 50mm	General Purpose Granite
SLW1639G	16"	3.2mm	3,820	60mm, 50mm	General Purpose Granite

CUTTING

Premium Blades for Precised Chip-Free Cutting and Longer Life

SILENCER III

PREMIUM CUTTING BRIDGE SAW BLADE FOR GRANITE



- High-Quality Granite Blade for Bridge or Table Saws
- Fast, Chip-Free Cutting
- Superior Cost Performance with Reduced Noise Levels
- Uniquely Designed Core Is Made of Two Hardened Steel Sheets with A Thin Copper Sheet Laminated Between Them
- Best Bridge Saw Blades On The Market
- Three Bond Types To Choose From
- Equipped with A 60mm Arbor and Comes with A 50mm Adapter
- Free Re-Tipping Service for Life of The Blade

PART NO.	SIZE	THICKNESS	MAX RPM	ARBOR(S)	RECOMMENDED FOR
SLW1439G	14"	3.2mm	4,365	60mm, 50mm	General Purpose Granite
SLW1639G	16"	3.2mm	3,820	60mm, 50mm	General Purpose Granite
SLW1839G	18"	3.6mm	3,395	60mm, 50mm	General Purpose Granite
SLW1437G	14"	3.2mm	4,365	60mm, 50mm	Hard Granite
SLW1637G	16"	3.2mm	3,820	60mm, 50mm	Hard Granite
SLW1837G	18"	3.6mm	3,395	60mm, 50mm	Hard Granite

SILENCER III

PREMIUM BRIDGE SAW BLADE FOR MARBLE



- Specialty Blade Designed for Marble for Bridge or Table Saws
- Fast, Chip-Free Cutting
- Superior Cost Performance with Reduced Noise Levels
- Uniquely Designed Core Is Made of Two Hardened Steel Sheets with A Thin Copper Sheet Laminated Between Them
- Equipped with A 60mm Arbor and Comes with A 50mm Adapter
- Free Re-Tipping Service for Life of The Blade

PART NO.	SIZE	THICKNESS	MAX RPM	ARBOR(S)	RECOMMENDED FOR
SLW16S2M	16"	3.6mm	3,820	60mm, 50mm	General Purpose Marble
SLW18S2M	18"	4.4mm	3,395	60mm, 50mm	General Purpose Marble

CUTTING

Premium Blades for Precised Chip-Free Cutting and Longer Life

SILENCER III

PREMIUM BRIDGE SAW BLADE FOR PORCELAIN SLAB/CRYST GLASS



- Specialty Bridge Saw Blade Designed for Porcelain and Crystallized Glass
- Fast, Chip-Free Cutting
- Superior Cost Performance with Reduced Noise Levels
- Uniquely Designed Core Is Made of Two Hardened Steel Sheets with A Thin Copper Sheet Laminated Between Them
- Equipped with A 60mm Arbor and Comes with A 50mm Adapter
- Free Re-Tipping Service for Life of The Blade

PART NO.	SIZE	THICKNESS	MAX RPM	ARBOR(S)	RECOMMENDED FOR
SLW1210P	12"	2.2mm	6,200	1"	Porcelain/Cryst.Glass on Bridge Saw
SLW1260P	12"	2.2mm	6,200	60mm	Porcelain/Cryst.Glass on Bridge Saw
SLW1410P	14"	2.8mm	4,365	60mm, 50mm	Porcelain/Cryst.Glass on Bridge Saw
SLW1610P	16"	3.3mm	3,820	60mm, 50mm	Porcelain/Cryst.Glass on Bridge Saw
SLW161BP	16"	3.3mm	3,820	60mm, 50mm	Porcelain/Cryst.Glass on Breton
SLW161DE	16"	3.3mm	3,820	60mm, 50mm	Porcelain/Cryst.Glass on Donatoni
SLW161MP	16"	3.3mm	3,820	90mm, 50mm	Porcelain/Cryst.Glass on Marmo/Denver
SLW1810P	18"	4.4mm	3,395	60mm, 50mm	Porcelain/Cryst.Glass on Bridge Saw

SILENCER III

PREMIUM BRIDGE SAW BLADE FOR ENG. STONE



- Specialty Bridge Saw Blade Designed for Engineered Stone/ Quartz Surfaces
- Fast, Chip-Free Cutting
- Superior Cost Performance with Reduced Noise Levels
- Uniquely Designed Core Is Made of Two Hardened Steel Sheets with A Thin Copper Sheet Laminated Between Them
- Equipped with A 60mm Arbor and Comes with A 50mm Adapter
- Free Re-Tipping Service for Life of The Blade

PART NO.	SIZE	THICKNESS	MAX RPM	ARBOR(S)	RECOMMENDED FOR
SLW1273E	12"	2.5mm	6,200	1"	Eng.Stone/Quartz Surfaces on Bridgesaw
SLW1473E	14"	3.0mm	4,365	60mm, 50mm	Eng.Stone/Quartz Surfaces on Bridgesaw
SLW1673E	16"	3.2mm	3,820	60mm, 50mm	Eng.Stone/Quartz Surfaces on Bridgesaw
SLW167DE	16"	3.2mm	3,820	60mm, 50mm	Eng.Stone/Quartz Surfaces on Donatoni
SLW1873E	18"	3.6mm	3,395	60mm, 50mm	Eng.Stone/Quartz Surfaces on Bridgesaw

CUTTING

Premium Blades for Precised Chip-Free Cutting and Longer Life

SILENCER III

PREMIUM BRIDGE SAW BLADE FOR DEKTON®/SINTERED SLABS



- High-Quality Dekton® Blade for Bridge or Table Saws
- Fast, Chip-Free Cutting
- Superior Cost-Performance with Reduced Noise Levels
- Can Be Used On Crystallized Glass and Other Vitreous Materials
- 10mm Segment Height
- Uniquely Designed Core Is Made of Two Hardened Steel Sheets with A Thin Copper Sheet Laminated Between Them
- Available in 10", 12", 14", 16" and 18"
- *Most Equipped with A 60mm Arbor and A 50mm Adapter
- Free Re-Tipping Service for Life of The Blade

PART NO.	SIZE	THICKNESS	MAX RPM	ARBOR(S)	RECOMMENDED FOR
SLW1010D	10"	2.2mm	5,900	50mm	Dekton®/Sintered Slabs on Rail Saw
SLW101PD	10"	2.2mm	5,900	50mm	Dekton®/Porcelain/Cryst.Glass on Marmo/Poseidon
SLW1210D	12"	2.2mm	6,200	1"	Dekton®/Sintered Slabs on Rail Saw
SLW1410D	14"	2.8mm	4,365	60mm, 50mm	Dekton®/Sintered Slabs on Bridge Saw
SLW1610D	16"	3.3mm	3,820	60mm, 50mm	Dekton®/Sintered Slabs on Bridge Saw
SLW161BD	16"	3.3mm	3,820	60mm, 50mm	Dekton®/Sintered Slabs on Breton
SLW1810D	18"	4.4mm	3,395	60mm, 50mm	Dekton®/Sintered Slabs on Bridge Saw

SILENCER III

PREMIUM BRIDGE SAW BLADE FOR QUARTZITE



- Designed for Quartzite and Class 5 Granites
- Fast, Chip-Free Cutting
- Miter Cut Capable with 15mm Segments
- Produces Excellent Cuts at Reduced Noise Level
- Outstanding Cost-Performance
- Available with a 60mm Arbor and 50mm Adapter
- Free Re-Tipping Service for Life of the Blade


PART NO.	SIZE	THICKNESS	MAX RPM	ARBOR(S)	RECOMMENDED FOR
SLW14KKQ	14"	3.0mm	4,365	60mm, 50mm	Quartzite
SLW16KKQ	16"	3.2mm	3,820	60mm, 50mm	Quartzite
SLW18KKQ	18"	3.6mm	3,395	60mm, 50mm	Quartzite

CUTTING


Premium Blades for Precised Chip-Free Cutting and Longer Life

SILENCER III

SILENT CORE V/O-CUTTING BLADE



- Creates An L-BORDER Strip Without Breakage or Chipping
- Available for Granite/Quartz or Sintered Slab
- Makes The Lamination Process Easier and Faster
- Creates An Almost Invisible Seam
- Reduces Noise Due To A Laminated Silent Core
- Recommended for Marmo Meccanica, Montresor and Poseidon Machines
- Free Re-Tipping Service for Life of the Blade



PART NO.	SIZE	THICKNESS	MAX RPM	ARBOR(S)	RECOMMENDED FOR
SLW107EG	10"	2.2mm	5,900	50mm	Granite/Quartz Surfaces
SLW101PD	10"	2.2mm	5,900	50mm	Dekton®/Porcelain/Crystallized Glass
SLW107PG	10"	2.5mm	5,900	50mm	Granite/Quartz Surfaces
GRANITE/QUARTZ RODDING BLADE FOR MARMO MECCANICA® V/O MACHINE					
HR10A+	10"	6.2mm	5,900	50mm	Granite/Quartz Surfaces (1/4" Rod)

KNOCK OUT

SPECIALITY WET CUTTING BLADE FOR TRAC STAR 2000



- Wet Use Only
- Recommended for Granite and Engineered Stone
- Designed for use on the Trac Star 2000 Wet Saw
- Cut Through 1-1/2" Material Very Fast with Minimal Chipping
- Chip-Free Cutting on Most Demanding Applications

PART NO.	SIZE	THICKNESS	MAXIMUM RPM	ARBOR(S)
VTS008	8"	2.3mm	7,400	5 7/8", Ø

DRILLING

CNC CORE BITS

CORE BITS FOR PORCELAIN & SINTERED SLABS



- Wet Core Drill Bit Designed for CNC Machines and Radial Arm Workstations
- Designed for Dekton®, Crystallized Glass and Other Vitreous Materials
- Comes with A 1/2" Gas Thread for Tool Holders
- Diamonds and Matrix Minimize Blow-Out
- Utilizes The Superior Technology

PART NO.	DIAMETER	MAX RPM	RECOMMENDED FOR	THREADS
DND01250	1-1/4"	4,000	Porcelain/Sintered Slabs, Dekton®, Neolith®	1/2" Gas Thread
DND01375	1-3/8"	4,000	Porcelain/Sintered Slabs, Dekton®, Neolith®	1/2" Gas Thread

SPECIFICATION	DATA
Recommended Working Parameters*	DND01250/DND01375
Traverse Speed	1-1/4" (30mm)/Min.
Traverse Exit Speed	5/8" (15mm)/Min.
*Based on 3/4" (2cm) thick materials	

CNC FINGER BITS

FINGER BITS FOR PORCELAIN & SINTERED SLABS



- Segmented Finger Bit Designed for CNC Machines and Radial Arm Workstations
- Designed for Dekton®, Crystallized Glass and Other Vitreous Materials
- Available in Two Lengths for Different Thicknesses of Materials
- Comes with A 1/2" Gas Thread for Tool Holders
- Diamonds and Matrix Minimize Blow-Out
- Utilizes The Superior Technology

PART NO.	SIZE	DIAMETER	MAX RPM	RECOMMENDED FOR	THREADS
FBD030	30mm	20mm	6,000	Porcelain/Sintered Slabs, Dekton®, Neolith®	1/2" Gas Thread
FBD040	40mm	20mm	6,000	Porcelain/Sintered Slabs, Dekton®, Neolith®	1/2" Gas Thread

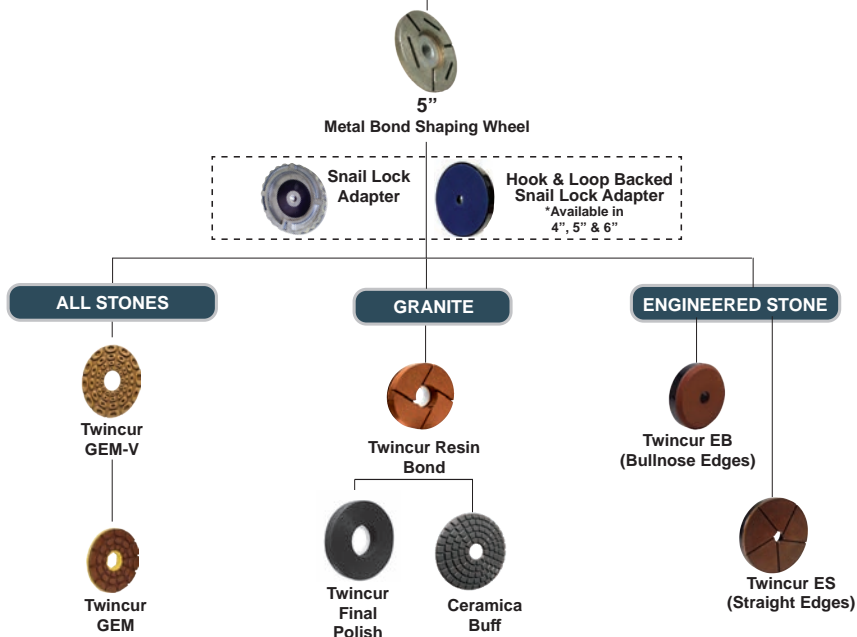
SPECIFICATION	DATA
Recommended Working Parameters*	FBD030/FBD040
Traverse Speed	10" (250mm)/Min.
Traverse Exit Speed	5" (125mm)/Min.
*Based on 3/4" (2cm) thick materials	

POLISHING

Premium Polishing Wheels for Straight and Beveled Edge Treatment

TWINCUR (pages 12-16)

GRINDING & SHAPING - Automatic Edge Polishing




SUMMIT (pages 18-19)

stage 1

Summit Metal

Aggressive metal bond grits to remove deep scratches evenly. The very fast and even operation prepares the granite surface for polishing. The grit sequence is from 60 to 400 grit, which grinds and hones the granite.



Summit Resin


Resin bond grits to polish the granite surface. This technology makes the polishing process smooth, fast and easy for the operator. The grit sequence is from 200 to 3000 grit, which provides for a clean factory finish.

stage 2

stage 3

Summit Final Polish

Final Polish discs brings out a deep gloss and luster. No chemical powders are needed and it is easy to operate. Use black buff on dark stones and white buff on light stones.



POLISHING

Premium Polishing Wheels for Straight, Beveled Edge and Bullnose Treatment

TWICUR GEM-V

STRAIGHT AND BEVELED EDGES OF ALL STONES



- Recommended By Cosentino® as a Dekton® Polishing System
- One Polishing System for All Types of Stones Including Sintered Slabs
- Perfect for Straight and Beveled Edges
- Produces Fast, Consistent Results and Will Last A Long Time.
- Fits On Most Popular Edge Polishing Machines
- "Tsuya" Final Polishing Wheel Achieves The Highest Possible Shine
- Available in 5" and 6" Diameter with a Hook & Loop Backing
- Does Not Require Wrenches To Change Wheels

PART NO.	SIZE	MAX RPM	RECOMMENDED FOR	GRIT	COLOR	BOND TYPE
GEV50050	5"	2,000	All Stones	50	Green	Resin
GEV50100	5"	2,000	All Stones	100	Blue	Resin
GEV50200	5"	2,000	All Stones	200	Yellow	Resin
GEV50500	5"	2,000	All Stones	500	Red	Resin
GEV51000	5"	2,000	All Stones	1000	Dark Green	Resin
GEV52000	5"	2,000	All Stones	2000	Light Green	Resin
GEV53000	5"	2,000	All Stones	3000	Brown	Resin
GEV5TSUYA	5"	2,000	All Stones	Tsuya Final Polish	White	Resin
EGV5SNL	5"	2,000	Hook & Loop Backed Snail Lock Adapter			
GEV60050	6"	2,000	All Stones	50	Green	Resin
GEV60100	6"	2,000	All Stones	100	Blue	Resin
GEV60200	6"	2,000	All Stones	200	Yellow	Resin
GEV60500	6"	2,000	All Stones	500	Red	Resin
GEV61000	6"	2,000	All Stones	1000	Dark Green	Resin
GEV62000	6"	2,000	All Stones	2000	Light Green	Resin
GEV63000	6"	2,000	All Stones	3000	Brown	Resin
GEV6TSUYA	6"	2,000	All Stones	Tsuya Final Polish	White	Resin
EGV6SNL	6"	2,000	Hook & Loop Backed Snail Lock Adapter			

SNAIL LOCK ADAPTER



PART NO.	SIZE	MAX RPM	DESCRIPTION
EGV5SNL	5"	2,000	Hook & Loop Backed Snail Lock Adapter
EGV6SNL	6"	2,000	Hook & Loop Backed Snail Lock Adapter

HEX WRENCH

- FOR USE ONLY ON TWINCUR GEM & GEM-V ONLY



PART NO.	SIZE	DESCRIPTION
520000	31mm	Hex Wrench For Twincur GEM & GEM-V

POLISHING

Premium Polishing Wheels for Straight and Beveled Edge Treatment

TWINCUR GEM

STRAIGHT & BEVELED EDGES OF ALL STONES



- One Polishing System for All Types of Stones Including Sintered Slabs
- Perfect for Straight and Beveled Edges
- Produces Fast, Consistent Results and Will Last A Long Time.
- Fits On Most Popular Edge Polishing Machines
- "Tsuya" Final Polishing Wheel Achieves The Highest Possible Shine
- Available in 5" and 6" Diameter with A Snail Lock Adapter (SFAT)

PART NO.	SIZE	MAXIMUM RPM	RECOMMENDED FOR	GRIT	COLOR	BOND TYPE
GEM50050	5"	2,000	All Stones	50	Green	Resin
GEM50100	5"	2,000	All Stones	100	Blue	Resin
GEM50200	5"	2,000	All Stones	200	Yellow	Resin
GEM50500	5"	2,000	All Stones	500	Red	Resin
GEM51000	5"	2,000	All Stones	1000	Dark Green	Resin
GEM52000	5"	2,000	All Stones	2000	Light Green	Resin
GEM53000	5"	2,000	All Stones	3000	Brown	Resin
GEM5TSUYA	5"	2,000	All Stones	Tsuya Final Polish	Black	Resin
GEM60050	6"	2,000	All Stones	50	Green	Resin
GEM60100	6"	2,000	All Stones	100	Blue	Resin
GEM60200	6"	2,000	All Stones	200	Yellow	Resin
GEM60500	6"	2,000	All Stones	500	Red	Resin
GEM61000	6"	2,000	All Stones	1000	Dark Green	Resin
GEM62000	6"	2,000	All Stones	2000	Light Green	Resin
GEM63000	6"	2,000	All Stones	3000	Brown	Resin
GEM6TSUYA	6"	2,000	All Stones	Tsuya Final Polish	Black	Resin
SFAT-5/8	5"	2,000	5/8"-11	Snail Lock Adapter		

SNAIL LOCK ADAPTER



PART NO.	SIZE	MAX RPM	THREADS	DESCRIPTION
SFAT-5/8	5"	2,000	5/8"-11	Snail Lock Adapter

HEX WRENCH



- FOR USE ONLY ON TWINCUR GEM & GEM-V ONLY


PART NO.	SIZE	DESCRIPTION
520000	31mm	Hex Wrench For Twincur GEM & GEM-V

POLISHING

Premium Polishing Wheels for Straight, Beveled Edge and Bullnose Treatment

TWINCUR RESIN

STRAIGHT AND BEVELED EDGE POLISHING ON GRANITE



- Designed for Square Edge and Beveled Edge Applications
- Produces Fast, Consistent Results and Will Last A Long Time
- Fits On Most Popular Edge Polishing Machines
- Easily Polishes Material Edges Up To 1-1/4" Thickness
- Available in 4" Diameter with A Snail Lock Adapter (SFAT)
- Excellent Results with Outstanding Cost-Performance
- Works On Multiple-Head Machines As Well

PART NO.	SIZE	MAXIMUM RPM	RECOMMENDED FOR	GRIT	COLOR	BOND TYPE
SF40100R	4"	1,800	Granite	100	Blue	Resin
SF40200R	4"	1,800	Granite	200	Yellow	Resin
SF40500R	4"	1,800	Granite	500	Red	Resin
SF41000R	4"	1,800	Granite	1000	Dark Green	Resin
SF42000R	4"	1,800	Granite	2000	Light Green	Resin
SF43000R	4"	1,800	Granite	3000	Brown	Resin
PVA-5/8"	4"	4,000	5/8"-11	Snail Lock Adapter		Resin

TWINCUR BUFF

STRAIGHT AND BEVELED EDGE FINAL POLISHING



- Designed for Square Edge and Beveled Edge Applications
- Choice of Three Different Polish Types (Black, White and Green) Gives Operator Choice of Water Flow
- Achieves A Super Glossy Finish
- Produces Fast, Consistent Results and Will Last A Long Time
- Fits On Most Popular Edge Polishing Machines
- Available in 4" Diameter with A Snail Lock Adapter (SFAT)
- Excellent Results with Outstanding Cost-Performance
- Works On Multiple-Head Machines As Well

PART NO.	SIZE	MAXIMUM RPM	RECOMMENDED FOR	STONE COLOR	SIZE	BOND TYPE
SF4BLACK	4"	1,800	Granite	DARK	4"	Final Polisher Buff
SF4WHITE	4"	1,800	Granite	LIGHT	4"	
SF4GREEN	4"	1,800	Granite	ALL	4"	
PVA-5/8"	4"	4,000	5/8"-11	Snail Lock Adapter		

SNAIL LOCK ADAPTER



PART NO.	SIZE	MAX RPM	THREADS	DESCRIPTION
PVA-5/8	4"	4,000	5/8"-11	Snail Lock Adapter

POLISHING

Premium Polishing Wheels for Straight and Beveled Edge Treatment

TWINCUR ES

STRAIGHT AND BEVELED EDGE POLISHING ON ENG. STONE



- Designed for Square Edge and Beveled Edge Applications
- Use On Engineered Stone/Quartz Surfaces
- Easy Operation and Fast, Consistent Results
- Available in 4", 5" and 6" Diameter with A Snail Lock Adapter (SFAT)
- Excellent Results with Outstanding Cost-Performance
- Works On Single-Head and Multiple-Head Machines

PART NO.	SIZE	MAXIMUM RPM	RECOMMENDED FOR	GRIT TYPE	COLOR	BOND TYPE
ES40200R	4"	3,400	Eng. Stone/Quartz Surface	200	Yellow	Resin
ES40500R	4"	3,400	Eng. Stone/Quartz Surface	500	Red	Resin
ES41000R	4"	3,400	Eng. Stone/Quartz Surface	1000	Dark Green	Resin
ES42000R	4"	3,400	Eng. Stone/Quartz Surface	2000	Light Green	Resin
ES43000R	4"	3,400	Eng. Stone/Quartz Surface	3000	Brown	Resin
PVA-5/8"	4"	4,000	5/8"-11	Snail Lock Adapter		
ES50200R	5"	2,000	Eng. Stone/Quartz Surface	200	Yellow	Resin
ES50500R	5"	2,000	Eng. Stone/Quartz Surface	500	Red	Resin
ES51000R	5"	2,000	Eng. Stone/Quartz Surface	1000	Dark Green	Resin
ES52000R	5"	2,000	Eng. Stone/Quartz Surface	2000	Light Green	Resin
ES53000R	5"	2,000	Eng. Stone/Quartz Surface	3000	Brown	Resin
ES60200R	6"	2,000	Eng. Stone/Quartz Surface	200	Yellow	Resin
ES60500R	6"	2,000	Eng. Stone/Quartz Surface	500	Red	Resin
ES61000R	6"	2,000	Eng. Stone/Quartz Surface	1000	Dark Green	Resin
ES62000R	6"	2,000	Eng. Stone/Quartz Surface	2000	Light Green	Resin
ES63000R	6"	2,000	Eng. Stone/Quartz Surface	3000	Brown	Resin
SFAT-5/8"	5"	2,000	5/8"-11	Snail Lock Adapter		

SNAIL LOCK ADAPTER



PART NO.	SIZE	MAX RPM	THREADS	DESCRIPTION
PVA-5/8	4"	4,000	5/8"-11	Snail Lock Adapter
SFAT-5/8	5"	2,000	5/8"-11	Snail Lock Adapter

TWINCUR EB

BULLNOSE EDGE POLISHING ON ENGINEERED STONE



- Great for Straight and Bullnose Edges On Engineered Stone/Quartz Surfaces
- Finish Available in 3 Surface Types
- Easy Operation and Fast, Consistent Results
- Available in 4", 5" and 6" Diameter with A Snail Lock Adapter (SFAT)
- Excellent Results with Outstanding Cost-Performance
- Works On Single-Head and Multiple-Head Machines
- Can Be Used for Straight Edge Polishing When You Enable The Micro-Oscillating Option

PART NO.	SIZE	MAXIMUM RPM	RECOMMENDED FOR	GRIT	COLOR	BOND TYPE
EB40200R	4"	3,400	Eng. Stone/Quartz Surface	200	Yellow	Resin
EB40500R	4"	3,400	Eng. Stone/Quartz Surface	500	Red	Resin
EB41000R	4"	3,400	Eng. Stone/Quartz Surface	1000	Dark Green	Resin
EB42000R	4"	3,400	Eng. Stone/Quartz Surface	2000	Light Green	Resin
EB43000R	4"	3,400	Eng. Stone/Quartz Surface	3000	Brown	Resin
PVA-5/8	4"	4,000	5/8"-11	Snail Lock Adapter		Resin
EB50200R	5"	2,000	Eng. Stone/Quartz Surface	200	Yellow	Resin
EB50500R	5"	2,000	Eng. Stone/Quartz Surface	500	Red	Resin
EB51000R	5"	2,000	Eng. Stone/Quartz Surface	1000	Dark Green	Resin
EB52000R	5"	2,000	Eng. Stone/Quartz Surface	2000	Light Green	Resin
EB53000R	5"	2,000	Eng. Stone/Quartz Surface	3000	Brown	Resin
EB51000LC	5"	2,000	Eng. Stone/Quartz Surface	1000	Dark Green	LC Resin
EB52000LC	5"	2,000	Eng. Stone/Quartz Surface	2000	Light Green	LC Resin
EB60200R	6"	2,000	Eng. Stone/Quartz Surface	200	Yellow	Resin
EB60500R	6"	2,000	Eng. Stone/Quartz Surface	500	Red	Resin
EB61000R	6"	2,000	Eng. Stone/Quartz Surface	1000	Dark Green	Resin
EB62000R	6"	2,000	Eng. Stone/Quartz Surface	2000	Light Green	Resin
EB63000R	6"	2,000	Eng. Stone/Quartz Surface	3000	Brown	Resin
SFAT-5/8	5"	2,000	5/8"-11	Snail Lock Adapter		

SNAIL LOCK ADAPTER



PART NO.	SIZE	MAX RPM	THREADS	DESCRIPTION
PVA-5/8	4"	4,000	5/8"-11	Snail Lock Adapter
SFAT-5/8	5"	2,000	5/8"-11	Snail Lock Adapter

POLISHING

Premium Polishing Wheels for Straight and Beveled Edge Treatment

ANTIQUE BRUSH

BRUSH WHEELS FOR TEXTURED FINISHES



5/8"-11 Thread

- Create A Textured Finish On The Edge and Surface of Engineered Stone/Quartz Surfaces
- Developed with TYNEX®, A Filament From Dupont, To Ensure Safety and Exceptional Performance
- Utilizes A Snail Lock Adapter (SFAT) or 5/8"-11 Thread
- Fits Most Popular Edge Polishing Machines, Hand-Held Sanders and Polishers
- Available in 4" and 5"
- Grits Available: #24, #36, #60, #120, #240 and #320
- Can Be Used On Other Natural Stones Such As Granite

PART NO.	SIZE	MAX RPM	TYPE	RECOMMENDED FOR	GRIT	BOND TYPE
AB4024	4"	4,000	Snail Lock / 5/8"-11	Natural & Eng. Stone/Quartz Surface	24	Resin
AB4036	4"	4,000	Snail Lock / 5/8"-11	Natural & Eng. Stone/Quartz Surface	36	Resin
AB4060	4"	4,000	Snail Lock / 5/8"-11	Natural & Eng. Stone/Quartz Surface	60	Resin
AB4120	4"	4,000	Snail Lock / 5/8"-11	Natural & Eng. Stone/Quartz Surface	120	Resin
AB4240	4"	4,000	Snail Lock / 5/8"-11	Natural & Eng. Stone/Quartz Surface	240	Resin
AB4320	4"	4,000	Snail Lock / 5/8"-11	Natural & Eng. Stone/Quartz Surface	320	Resin
PVA-5/8	4"	4,000	5/8"-11	Snail Lock Adapter		
AB5024	5"	4,000	Snail Lock / 5/8"-11	Natural & Eng. Stone/Quartz Surface	24	Resin
AB5036	5"	4,000	Snail Lock / 5/8"-11	Natural & Eng. Stone/Quartz Surface	36	Resin
AB5060	5"	4,000	Snail Lock / 5/8"-11	Natural & Eng. Stone/Quartz Surface	60	Resin
AB5120	5"	4,000	Snail Lock / 5/8"-11	Natural & Eng. Stone/Quartz Surface	120	Resin
AB5240	5"	4,000	Snail Lock / 5/8"-11	Natural & Eng. Stone/Quartz Surface	240	Resin
AB5320	5"	4,000	Snail Lock / 5/8"-11	Natural & Eng. Stone/Quartz Surface	320	Resin
SFAT-5/8	5"	2,000	5/8"-11	Snail Lock Adapter		

SNAIL LOCK ADAPTER



PART NO.	SIZE	MAX RPM	THREADS	DESCRIPTION
PVA-5/8	4"	4,000	5/8"-11	Snail Lock Adapter
SFAT-5/8	5"	2,000	5/8"-11	Snail Lock Adapter

SUMMIT METAL BOND

SURFACE PREPARATION FOR POLISHING



- Designed To Grind and Hone Granite Surfaces with Radial Arm Polishers
- Removes Gang Saw Marks and Prepares The Granite Surface for Polishing
- Aggressive and High-Quality Performance
- Quickly and Easily Smooth Out Backside of Slabs
- Fast, Consistent Results with A Long Life
- Available in 10" Diameters
- Grits Available: #50, #80, #200 and #400

PART NO.	SIZE	RECOMMENDED FOR	GRIT	COLOR	BOND TYPE
SM100050	10"	Granite, Engineered Stones, Concrete	50	Green	Metal
SM100080	10"	Granite, Engineered Stones, Concrete	80	Blue	Metal
SM100200	10"	Granite, Engineered Stones, Concrete	200	Yellow	Metal
SM100400	10"	Granite, Engineered Stones, Concrete	400	Orange	Metal

SUMMIT RESIN BOND

SURFACE POLISHING FOR GRANITE



- Designed To Match The Factory Finish Using A Radial Arm Polisher
- Long Lasting and Provides Superior Quality Performance
- Easily Fabricate Countertops, Tabletops, The Backsides of Slabs and Monument Sides and Tops
- Fast, Consistent Results
- Available in 10" Diameters
- Grits Available: #200, #500, #1000, #2000 and #3000

PART NO.	SIZE	RECOMMENDED FOR	GRIT	COLOR	BOND TYPE
SR100200	10"	Granite	200	Yellow	Resin
SR100500	10"	Granite	500	Orange	Resin
SR101000	10"	Granite	1000	Green	Resin
SR102000	10"	Granite	2000	Light Green	Resin
SR103000	10"	Granite	3000	Brown	Resin

POLISHING

Superior Quality Polishing Wheels for Flat Surface Polishing

SUMMIT FINAL POLISH

FINAL SURFACE POLISHING ON GRANITE



- Designed for Use On Radial Arm Polishers for Flat Surface Polishing of Granite
- Achieves A High-Gloss and Excellent Reflection
- Long Lasting and Provides Superior Quality Performance
- Very Little Water Required
- Wheels Utilize Tin Oxide As The Primary Component in A Heat Compressed Form
- Fast, Consistent Results
- Available in 10" Diameters

PART NO.	SIZE	RECOMMENDED FOR	GRIT	COLOR	BOND TYPE
S10BLACK	10"	Granite	Buff	Black	Final Polish
S10WHITE	10"	Granite	Buff	White	Final Polish

SUMMIT AP RESIN

RESIN WHEELS FOR RADIAL ARM POLISHERS



- Designed To Match The Factory Finish Using A Radial Arm Polisher
- Can Be Used on All Types of Natural/Engineered Stones, Quartz Surfaces, Marble and Limestone
- Long Lasting and Provides Superior Quality Performance
- Easily Fabricate Countertops, Tabletops, The Backsides of Slabs and Monument Sides and Tops
- Fast, Consistent Results
- Available in 10" Diameters
- Grits Available: #100, #200, #500, #1000, #2000, #3000 and Tsuya

PART NO.	SIZE	RECOMMENDED FOR	GRIT	COLOR	BOND TYPE
SRAP100100	10"	Natural/Engineered Stones	100	Blue	Resin
SRAP100200	10"	Natural/Engineered Stones	200	Yellow	Resin
SRAP100500	10"	Natural/Engineered Stones	500	Orange	Resin
SRAP101000	10"	Natural/Engineered Stones	1000	Green	Resin
SRAP102000	10"	Natural/Engineered Stones	2000	Light Green	Resin
SRAP103000	10"	Natural/Engineered Stones	3000	Brown	Resin
SRAP10TSUYA	10"	Natural/Engineered Stones	TSUYA	Gray	Resin

HOODIE APRON

- **Hood**
- Prevents the Operator's Hair from Getting Wet
- **Full Coverage**
- Reduces the Exposure to Silica Crystalline Dust
- **D900 OXFORD MATERIAL**
- Waterproof for Heavy-Duty Applications;
Perfect for Wet or Dry Environments

**Wearing a ball cap under hoodie is recommended for better visibility!*



PART NO.	SIZE	TYPE	DESCRIPTION
APRONHL SR	55" L x 60" W (140cm L x 152cm W)	Hoodie	Waterproof Hoodie Apron (Regular)

APRON

MULTI-PURPOSE APRON LONG-SLEEVED



- Rubber Cuffs Provides Full Coverage
- Bright Neon Yellow Color Provides Greater Visibility
- Perfect for Wet or Dry Environments
- Protects From Dust, Water and Other Chemicals
- Dual-Adjustable Clips Makes For A Perfect Fit

PART NO.	SIZE	TYPE	DESCRIPTION
APRON2LSR	55"L X 60"W	Long Sleeve	Multi-Purpose Waterproof Apron (Regular)
APRON2LSS	42"L X 41"W	Long Sleeve	Multi-Purpose Waterproof Apron (Small)

APRON

MULTI-PURPOSE APRON SLEEVELESS



- Sleeveless with Wide Straps for Ease and Comfort
- Bright Neon Yellow Color Provides Greater Visibility
- Perfect for Wet or Dry Environments
- Protects From Dust, Water and Other Chemicals
- Dual-Adjustable Clips Makes For A Perfect Fit

PART NO.	SIZE	TYPE	DESCRIPTION
APRON2000	53"L X 44"W	Sleeveless	Multi-Purpose Waterproof Apron (Regular)
APRON2100	57"L X 58"W	Sleeveless	Multi-Purpose Waterproof Apron (X-Large)

HIGH-VISIBILITY LUMBAR SUPPORT BELT

RELIEVES LOAD ON THE SPINE



- High-Performance Elastic Straps Help Relieve Pressure On The Lumbar Spine
- Provides Greater Stability To The Spine During Heavy Lifting Exercises
- Limits Overstrain By Supporting The Muscles Around The Spine
- Plastic Support Bars Help Prevent The Brace From Rolling Or Bunching
- Tapered Fit For Comfort While Sitting Or Standing
- Breathable Fabric With Reflective Strips For Added Safety And Comfort



PART NO.	SIZE	FINISH	COLOR
LSB0000S	S	Reflective	Black & Neon Yellow
LSB0000M	M	Reflective	Black & Neon Yellow
LSB0000L	L	Reflective	Black & Neon Yellow
LSB000XL	XL	Reflective	Black & Neon Yellow
LSB00XXL	XXL	Reflective	Black & Neon Yellow

HIGH-VISIBILITY SAFETY VEST


REFLECTIVE HIGH-VISIBILITY



- Lightweight Design for a Comfortable Fit
- Neon Fabric Helps Keep You Visible During the Daytime
- Reflective Strips Provide 360 Degrees of Visibility
- Fits Great Over Jackets, Coats, Shirts, and Sweaters
- Designed For Activities Like Construction, Utility, Warehouse, Etc.
- Class 2 Vest Meets The Requirements Of ANSI/ISEA 107-2010
- Complies With The Federal Highway Mandate (2009) Manual Of Uniform And Traffic Control Devices



REFLECTIVE STRIPS



REINFORCED ZIPPER




DUAL POCKETS

PART NO.	SIZE	DIAMETER	FINISH	COLOR
SVY0000S	45.6in (116cm) x 25.6in (65cm)	S	Reflective	Neon Yellow
SVY0000M	48.0in (122cm) x 26.3in (67cm)	M	Reflective	Neon Yellow
SVY0000L	49.6in (126cm) x 27.1in (69cm)	L	Reflective	Neon Yellow
SVY000XL	51.0in (130cm) x 27.9in (71cm)	XL	Reflective	Neon Yellow
SVY002XL	52.6in (134cm) x 28.7in (73cm)	2XL	Reflective	Neon Yellow
SVY003XL	55.9in (142cm) x 29.5in (75cm)	3XL	Reflective	Neon Yellow



Nichigo **G-Tape™**

1000 Series



LDPE film

HDPE cloth

LDPE film

Acrylic PSA layer

G-TAPE

MULTI-PURPOSE SURFACE PROTECTION AND REPAIR TAPE



- Hand Tearing-Straight and Easy
- Residue Free Removal
- Waterproof
- All-Weather Usage ((-40°F to +176°F / -40°C to +80°C))
- Repositionable
- Highly Weather/UV Resistant
- Good Surface Protection
- Great for Quick Repairs
- Easily Mark Tape with Ball Point Pen, Permanent Marker, China Marker, etc.
- Available as a single roll or Case of 30 pcs.

PART NO.	COLOR	SIZE	BOND TYPE
1009CL-GT-2-164	Clear	2" x 164' (50mm x 50m)	Removable
1009GR-GT-2-164	Green	2" x 164' (50mm x 50m)	Removable
1006TG-GT-2-82	Black & Yellow	2" x 82' (50mm x 25m)	Removable

Product Literature

Catalogs

Alpha® provides printed and digital product catalogs to best serve the particular needs of our customers. We offer versions for applications such as hand tooling and large machine tooling, as well as for specific industries such as stone, tile, hardscape and construction.

To request these catalogs, or for more information about our product line, visit our website at www.alpha-tools.com or contact us at 800-648-7229.



ALPHA® TOOL REPAIR

- Authorized repair centers available
- All tool repairs carry a 30-day warranty
- Quick turn-around time
- Technical support for repair and maintenance
- Order replacement tool parts directly from Alpha®
- Loaner program available

VISIT OUR WEBSITE TO FIND A LOCAL CENTER



Let's get social...



**WE ARE READY TO CONNECT WITH YOU ON YOUR FAVORITE
SOCIAL MEDIA SITES... JOIN US TODAY!**

 **Alpha Professional Tools®**

16 Park Drive • Franklin, NJ 07416
800-648-7229 • Fax: 800-286-0114

www.alpha-tools.com



Copyright © 2025 Alpha Professional Tools. All rights reserved.

08/25