

**NEW**

# EZ Click

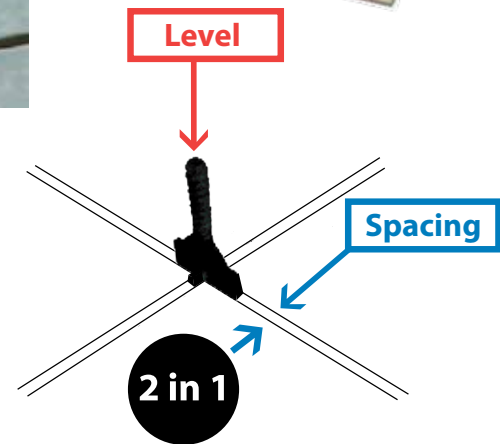
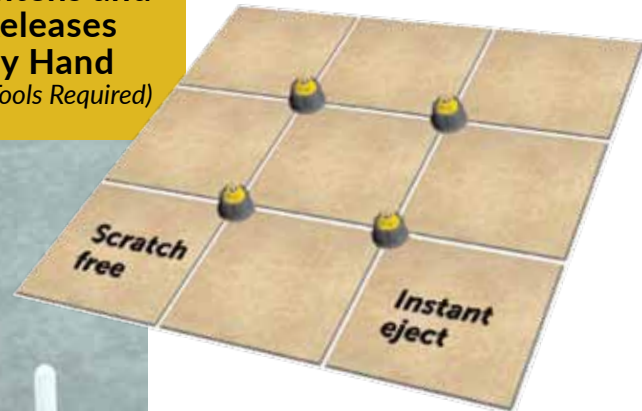
**ALPHA**



The Next-Generation Screw-based  
Tile Leveling System


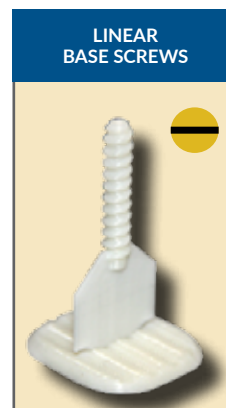


**Tightens and Releases by Hand**  
(No Tools Required)



- ✓ **Instant Screw Ejection Leveling System**
- ✓ **Supports Tile Thickness: 1/8" to 25/32" (3mm to 20mm)**
- ✓ **Minimum Joint Calibration: 3/64" (1mm)**
- ✓ **Ideal for Both Floor and Wall Tiling**
- ✓ **Proprietary Scratch-Prevention Edge**
- ✓ **Built-in Spacer Calibration: 5/64" (2mm), 1/8" (3mm) & 5/32" (4mm)**
- ✓ **Compatible With Many Older-Generation Systems**
- ✓ **Color Coded Base Screws for Easy Size/Type Identification**
- ✓ **Cap Can Be Re-used More Than 500 Times (compared to others including Revolution which is only 8 times)**

PART NO.	SIZE	TYPE	COLOR	QTY
EZCLICKCP		Screw Cap		50
EZCLB10WH	3/64" (1.0mm)	Linear Joint Base Screw	White	200
EZCLB20YW	5/64" (2.0mm)	Linear Joint Base Screw	Yellow	200
EZCLB30RD	1/8" (3.0mm)	Linear Joint Base Screw	Red	200
EZCLB40BK	5/32" (4.0mm)	Linear Joint Base Screw	Black	200
EZCXB20BL	5/64" (2.0mm)	X Joint Base Screw	Blue	200
EZCXB30VI	1/8" (3.0mm)	X Joint Base Screw	Violet	200
EZCXB40GY	5/32" (4.0mm)	X Joint Base Screw	Gray	200
EZCTB20BR	5/64" (2.0mm)	T Joint Base Screw	Brown	200
EZCTB30OR	1/8" (3.0mm)	T Joint Base Screw	Orange	200
EZCTB40GR	5/32" (4.0mm)	T Joint Base Screw	Green	200



**Alpha Professional Tools**

103 Bauer Drive, Oakland, NJ 07436 • 800-648-7229 • Fax: 800-286-0114  
www.alpha-tools.com



# EZ CLICK SYSTEM

Screw Cap




Linear Base Screws



X Base Screws



T Base Screws



# HOW TO USE

1. Open Yellow Cap



2. Place on Screw Joint



3. Lock Yellow Cap



4. Turn Black Base to Tighten



5. Repeat for All Caps



6. Kick the Cap Along the Joint Line to Remove



7. Unlock Yellow Cap, Discard the Screw and Reuse Cap

