

**NEW**

# EZ Click

**ALPHA®**

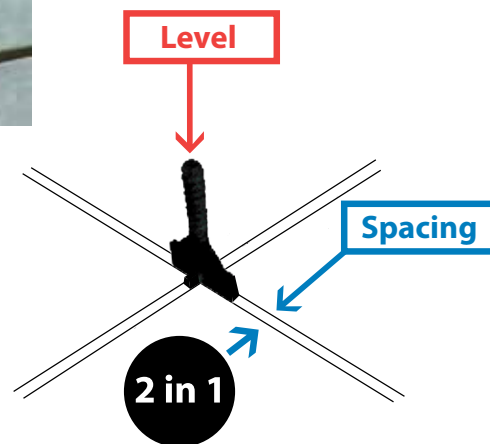
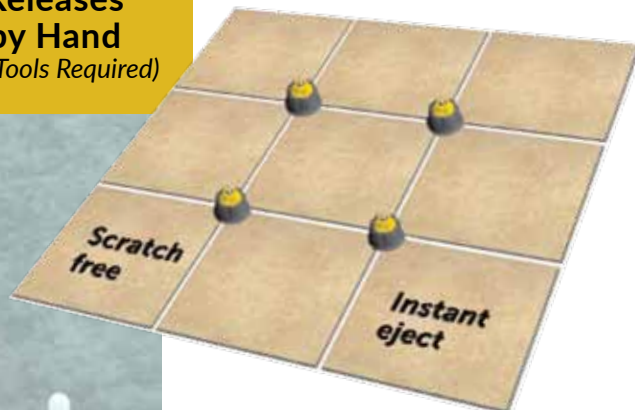


The Next-Generation Screw-based  
Tile Leveling System



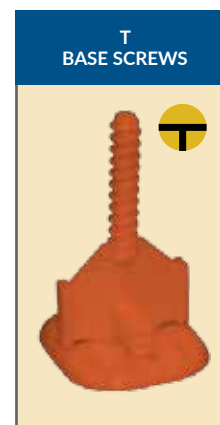

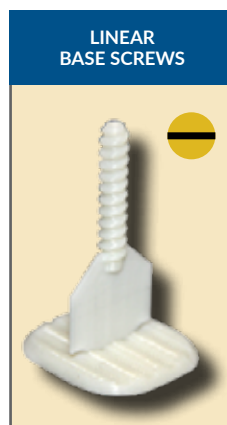
**Tightens and Releases by Hand**  
(No Tools Required)

**NO TOOLS REQUIRED**



- ✓ **Instant Screw Ejection Leveling System**
- ✓ **Supports Tile Thickness: 1/8" to 25/32" (3mm to 20mm)**
- ✓ **Minimum Joint Calibration: 3/64" (1mm)**
- ✓ **Ideal for Both Floor and Wall Tiling**
- ✓ **Proprietary Scratch-Prevention Edge**
- ✓ **Built-in Spacer Calibration: 5/64" (2mm), 1/8" (3mm) & 5/32" (4mm)**
- ✓ **Compatible With Many Older-Generation Systems**

| PART NO.  | SIZE          | TYPE                    | COLOR  | QTY |
|-----------|---------------|-------------------------|--------|-----|
| EZCLICKCP |               | Screw Cap               |        | 50  |
| EZCLB10WH | 3/64" (1.0mm) | Linear Joint Screw Base | White  | 200 |
| EZCLB20YW | 5/64" (2.0mm) | Linear Joint Screw Base | Yellow | 200 |
| EZCLB30RD | 1/8" (3.0mm)  | Linear Joint Screw Base | Red    | 200 |
| EZCLB40BK | 5/32" (4.0mm) | Linear Joint Screw Base | Black  | 200 |
| EZCXB20BL | 5/64" (2.0mm) | X Joint Screw Base      | Blue   | 200 |
| EZCXB30VI | 1/8" (3.0mm)  | X Joint Screw Base      | Violet | 200 |
| EZCXB40GY | 5/32" (4.0mm) | X Joint Screw Base      | Gray   | 200 |
| EZCTB20BR | 5/64" (2.0mm) | T Joint Screw Base      | Brown  | 200 |
| EZCTB30OR | 1/8" (3.0mm)  | T Joint Screw Base      | Orange | 200 |
| EZCTB40GR | 5/32" (4.0mm) | T Joint Screw Base      | Green  | 200 |



**Alpha Professional Tools®**

103 Bauer Drive, Oakland, NJ 07436 • 800-648-7229 • Fax: 800-286-0114  
www.alpha-tools.com



# EZ CLICK SYSTEM

Screw Cap



Linear Base Screws



X Base Screws



T Base Screws



# HOW TO USE

1. Open Yellow Cap



2. Place on Screw Joint



3. Lock Yellow Cap



4. Turn Black Base to Tighten



5. Repeat for All Caps



6. Kick the Cap Along the Joint Line to Remove



7. Unlock Yellow Cap, Discard the Screw and Reuse Cap

